

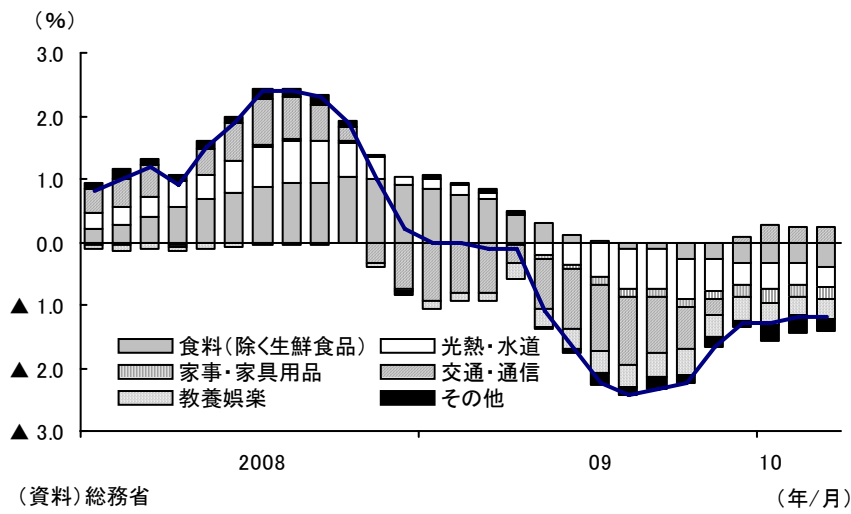
<p>3 4/28</p>	<p>4.7% 5.0%</p>	<p>3 3 +19.6% +19.5% +12.9% 3 24 3.6% 5.8%</p>
<p>3 4/30 4</p>	<p>1.1% 1.2% 1.5% 1.9%</p>	<p>3 13 +1.5% +0.8% 1.8% 4.2% 2.7% 4 12 +0.4% 1.8% 8.8% 6.6%</p>
<p>3 4/30 3 4/30 3 4/30</p>	<p>5.0% +0.1 350 +15 0.49 +0.02 55.3 +5.6% +0.8 0.2% +11.7% +11.2% +0.2%</p>	<p>3 4 17 5 111 2 101 +51 33 +15 31 3 3 +0.4% +2.7% 3 3 22 20 1.0% 3 : 0.2% 2 : +56.1% +11.7% +0.1% +0.4%</p>

3 4 5	4/30	+0.3% +1.6% 1.6% 5.2% +3.7% 0.3%	3 +1.8% 25.4% 3 +3.1% 3.6% 4 5 2 +6.1% 4.3%
3	4/30	+4.4%	3 2 +13.2% +12.1%
3 3	4/30	2.4% +3.2% 12.5% +8.8% +28.2% 4.3% 85.4 +5.7%	3 16 +3.2% 12.5% 4.3% 13 24.4% +28.2% 13.9% 3 41.9% +66.3% +29.5%

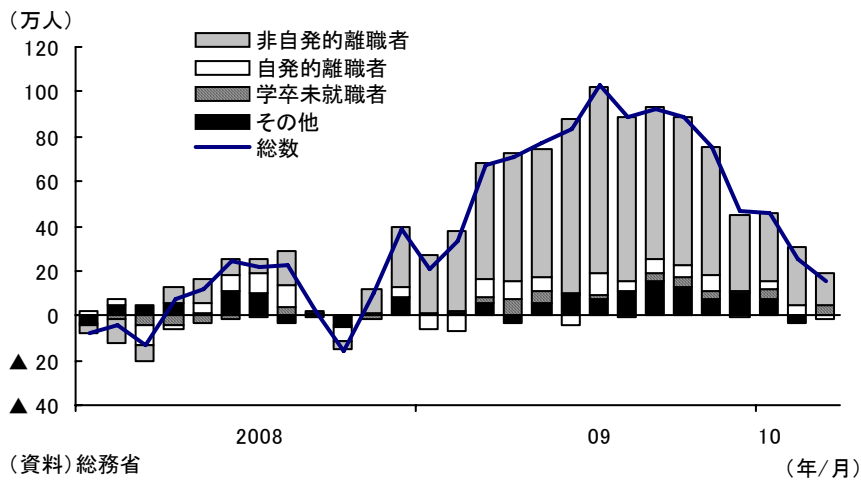
2010

5/6	4	

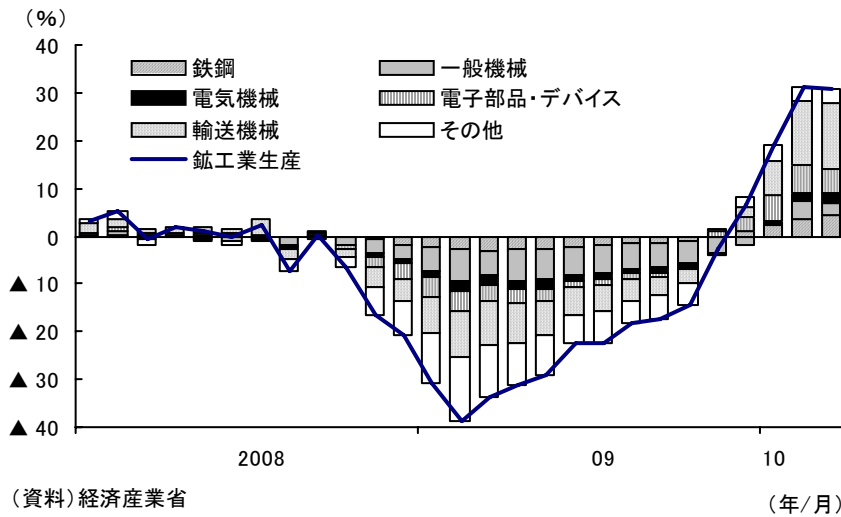
(図表1) 全国消費者物価指数(除く生鮮食品)および費目別寄与度の推移(前年比)



(図表2) 理由別完全失業者数の推移(前年差)



(図表3) 鉱工業生産および業種別寄与度の推移(前年比)



わが国の主要景気指標

2010/5/6

	2009	2009		2010	2009			2010		
		10	12	1	3	12	1	2	3	
	< 5.9> (9.0)	< 6.7> (4.3)	< 2.6> (27.2)	< 4.3> (6.4)	< 0.6> (31.3)	< 0.3> (30.7)				
	< 5.9> (8.4)	< 7.1> (26.4)	< 2.4> (6.3)	< 4.5> (20.1)	< 0.2> (29.0)	< 1.6> (29.3)				
()	< 1.5> (6.0)	< 1.1> (14.6)	< 0.2> (6.0)	< 1.1> (14.6)	< 1.6> (12.3)	< 1.6> (7.5)				
	< 7.7> (1.2)	< 7.3> (8.7)	< 4.8> (28.9)	< 1.8> (18.4)	< 0.3> (27.5)	< 5.2> (30.0)				
(2005 =100)	81.8			84.1	90.1	90.1				
	< 6.2>			< 2.7>	< 7.1>	< 0.0>				
	< 0.3> (3.4)			< 0.7> (2.7)	< 2.5> (0.5)	< 0.2> (0.4)				
()	< 0.1> (3.7)			< 0.3> (1.6)	< 3.4> (1.9)	< 2.3> (4.1)				
()	< 0.5> (14.0)			< 20.1> (1.5)	< 3.7> (1.1)	< 5.4> (7.1)				
()	(15.3) (4.9)	(20.4) (6.3)	(29.9) (11.8)	(4.8) (10.3)	(9.5) (3.8)	(20.2) (8.8)	(75.3) (16.0)			
	77.5 (25.4)	79.1 (20.9)	83.7 (6.6)	81.9 (15.7)	86.3 (8.1)	79.4 (9.3)	85.4 (2.4)			
()	(0.8)	(0.3)	(0.6)	(0.3)	(0.2)	(1.8)	(3.0)			
()	(1.1)	(2.0)	(1.9)	(2.1)	(1.7)	(0.5)	(4.4)			
()	(1.3)	(2.0)	(0.3)	(1.7)	(0.0)	(3.5)	(2.3)			
()	(0.5)	(0.2)	(1.1)	(0.1)	(1.5)	(2.2)	(3.6)			
	(8.6) (4.4) (6.8)	(8.8) (6.0) (19.3)	(4.9) (4.7) (24.1)	(5.0) (5.0) (27.3)	(5.7) (4.9) (24.9)	(5.4) (2.4) (21.9)	(3.5) (6.6) (25.2)			
	5.19 0.45	5.25 0.43	4.94 0.47	5.22 0.43	4.95 0.46	4.86 0.47	5.01 0.49			
(5)		(4.1)	(0.1)	(5.9)	(0.2)	(0.7)	(0.8)			
()		(7.7)	(9.7)	(3.2)	(4.4)	(11.4)	(13.3)			
()		(0.2)	(0.1)	(0.2)	(0.2)	(0.2)	(0.2)			
	14,732 1,414	3,529 539	3,467 748	1,136 226	1,063 297	1,080 228	1,314 223			
2 ()	(2.9) (0.6)	(3.3) (1.1)	(2.8) (1.0)	(3.1) (1.0)	(3.0) (1.1)	(2.7) (1.0)	(2.6) (1.0)			
		3.41		0.92	0.90	1.47				
		1.64		0.75	1.03	0.34				
	5.23 6.00	1.71 2.33	1.66 2.56	0.54 0.86	0.06 1.03	0.65 0.58	0.95 0.96			
	59.01 (17.1)	15.71 (8.0)	16.03 (43.3)	5.41 (12.0)	4.90 (40.9)	5.13 (45.3)	6.00 (43.5)			
	(9.9) (7.0)	(1.2) (6.5)	(43.8) (0.3)	(14.7) (2.3)	(41.3) (0.3)	(45.9) (0.4)	(43.9) (0.3)			
	53.79 (25.2)	14.00 (20.9)	14.37 (18.9)	4.87 (5.5)	4.84 (8.9)	4.48 (29.5)	5.05 (20.6)			
	(7.3) (18.5)	(5.0) (16.4)	(13.2) (5.0)	(0.8) (4.8)	(2.2) (6.6)	(22.9) (5.4)	(16.9) (3.2)			
		1.81		0.58	0.51	1.48				
		2.32		0.56	1.80	0.24				
(2005 =100)	< 0.3> (2.5)	< 0.1> (2.2)	< 0.0> (1.2)	< 0.4> (1.6)	< 0.2> (1.2)	< 0.5> (1.1)				

2008		3.1	7.4	0.7
2009		5.2	7.7	19.3
2009/4 6	1.3	5.5	11.1	29.3
7 9	0.1	8.2	14.6	33.3
10 12	0.8	5.2	3.8	11.5
2010/1 3	0.3	1.7	0.6	7.6
2009/3	0.2	2.6	7.5	20.1
4	0.7	4.1	8.4	24.9
5	0.4	5.6	11.5	29.7
6	0.4	6.8	13.1	32.8
7	0.5	8.4	15.5	33.7
8	0.1	8.5	14.5	34.7
9	0.1	7.9	13.7	31.4
10	0.8	6.8	7.7	23.2
11	0.0	5.0	3.5	11.5
12	0.1	3.8	0.1	3.8
2010/1	0.1	2.2	2.8	10.7
2	0.1	1.6	1.3	8.0
3	0.2	1.3	2.2	4.4

2008		1.1		1.2
2009		1.7		1.6
2009/4 6	0.0	1.0	0.0	1.0
7 9	0.3	2.2	0.4	2.3
10 12	0.5	2.1	0.2	1.8
2010/1 3	0.4	1.2	0.6	1.2
2009/3	0.3	0.3	0.3	0.1
4	0.1	0.1	0.0	0.1
5	0.2	1.1	0.2	1.1
6	0.2	1.8	0.2	1.7
7	0.3	2.2	0.2	2.2
8	0.3	2.2	0.0	2.4
9	0.0	2.2	0.1	2.3
10	0.4	2.5	0.1	2.2
11	0.2	1.9	0.2	1.7
12	0.2	1.7	0.1	1.3
2010/1	0.2	1.3	0.6	1.3
2	0.1	1.1	0.0	1.2
3	0.3	1.1	0.3	1.2

2010/2	0.0	1.8	0.1	1.8
3	0.4	1.7	0.3	1.8
4	0.2	1.5	0.1	1.9

2009/2	74.5	85.0	89.1
3	75.9	84.7	87.3
4	77.1	86.0	85.6
5	78.1	87.3	83.3
6	81.2	88.4	83.2
7	83.0	89.8	81.6
8	84.1	91.2	82.2
9	87.5	92.9	82.2
10	89.5	94.2	82.3
11	91.3	96.0	81.9
12	94.8	97.6	82.6
2010/1	96.9	100.3	84.9
2	98.5	100.5	85.0

	2008	2008		2009			2010
		10	12	1	3	4	6
		24	58	48	33	25	14
		9	31	29	24	21	14
		29	57	57	52	41	30
		29	42	44	39	34	31
	(4.6)	(11.6)	(20.4)	(17.0)	(15.7)	(3.1)	
	(33.7)	(64.1)	(69.0)	(53.0)	(32.4)	(102.2)	
	2.4	1.5	1.4	2.4	2.2	3.1	
(2000)	< 2.7> (3.7)	< 3.6> (4.1)	< 1.5> (8.9)	< 0.1> (5.7)	< 0.9> (5.2)	< 0.1> (1.0)	
	< 1.3> (4.2)	< 3.7> (3.8)	< 0.1> (8.6)	< 0.6> (6.2)	< 0.1> (5.8)	< 0.1> (3.9)	

() < >
() ()

(