

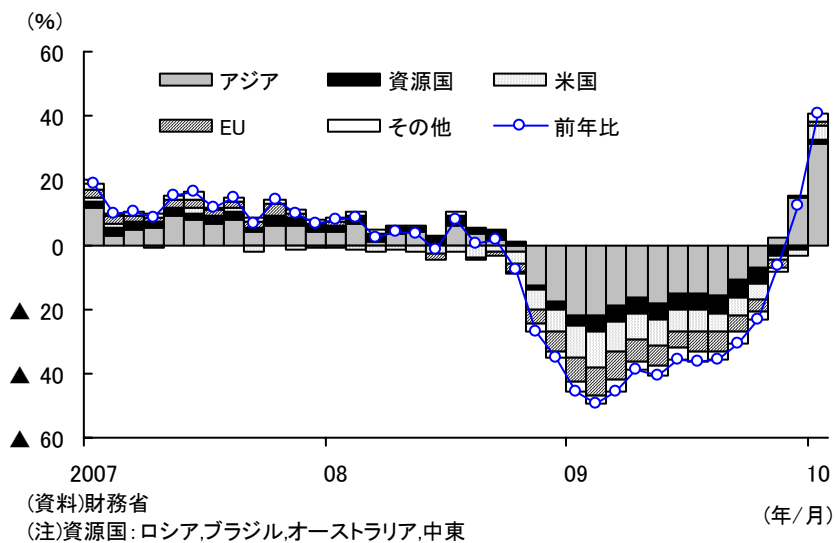
<p>1 2/24</p>	<p>+852</p> <p>+40.9%</p> <p>+8.6%</p>	<p>1 12</p> <p>2</p> <p>(+24.2% 7.6% 2007 8</p> <p>(+68.1%</p> <p>+31.1% 1</p> <p>(+59.2%</p> <p>(+89.6% (+83.1%</p> <p>2008 10</p>
<p>1 2/26</p>	<p>+2.6%</p> <p>4.6%</p>	<p>1 2008 8</p> <p>(+12.9%</p> <p>(+3.6%</p> <p>(+7.1%</p> <p>(+11.0%</p> <p>(2.6% (</p> <p>3.0%</p>
<p>1 2/26</p> <p>2</p> <p>3</p>	<p>+2.5%</p> <p>+2.4%</p> <p>+1.0%</p> <p>+1.0%</p> <p>0.8%</p> <p>+1.6%</p>	<p>1 11</p> <p>(+5.5%</p> <p>+3.3%</p> <p>(+5.3%</p> <p>2</p> <p>(+8.5%</p> <p>(+6.3%</p> <p>2</p> <p>3</p>
<p>1 2/26</p> <p>2</p>	<p>1.3%</p> <p>1.3%</p> <p>1.8%</p> <p>1.8%</p>	<p>1 11</p> <p>(+1.9% +0.5%</p> <p>(1.5%</p> <p>1.5% (5.8% 4.9%</p> <p>(3.1% 3.3%</p> <p>2 10</p> <p>(1.8%</p> <p>2.0% (9.2% 9.8% (</p> <p>1.6% 2.0% (2.7%</p> <p>3.2%</p>

1	2/26	8.1%	1	14
		+5.4%		(+5.4%) 3
		14.5%		(14.5%) (11.7%)
		11.7%		
		+7.6%	2	(+7.6%)
		25.9%	(25.9%)	
()	86.3		1	11
1		30.6%	22.6%	(20.6%) (40.8%)
			57.3%	()

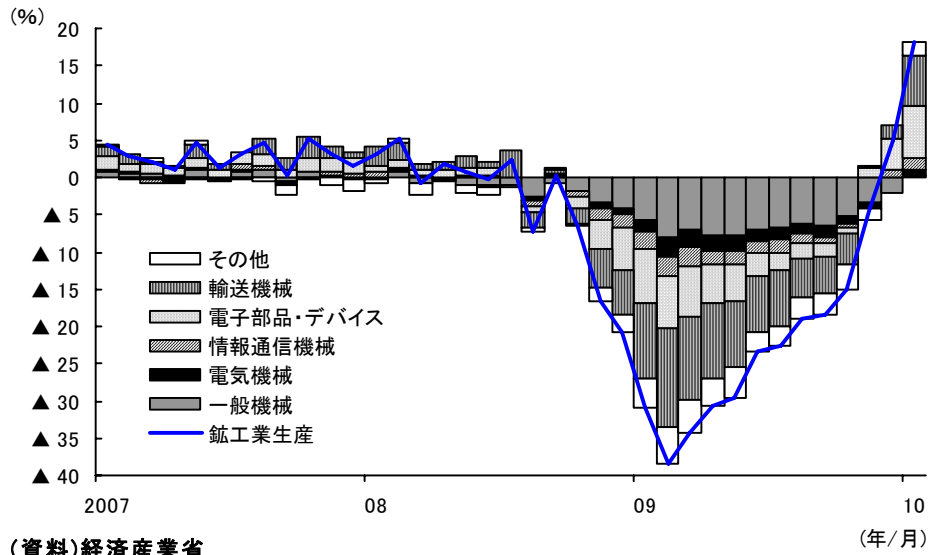
2010	3
2010	

3/1	2	
3/2	1	
	1	
3/3	1	
3/4	10.12	

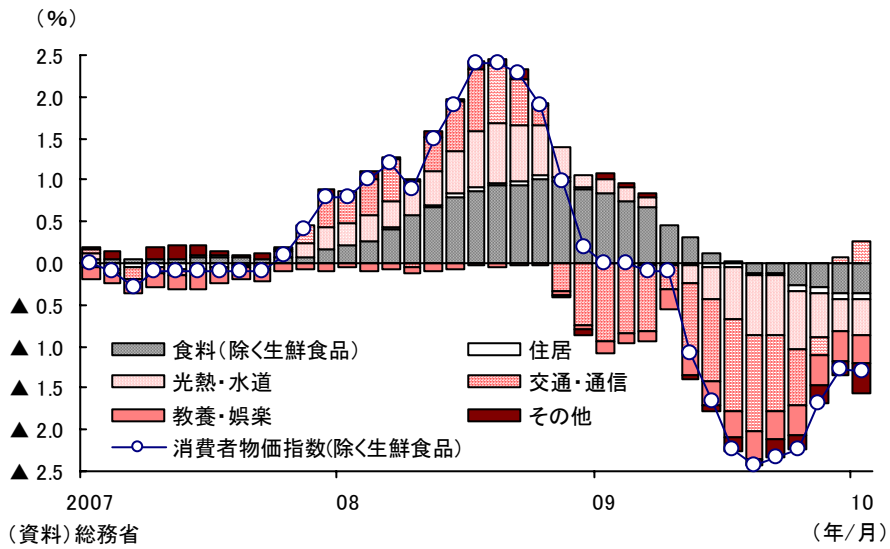
(図表1) 輸出金額の地域別寄与度 (前年比)



(図表2) 鉱工業生産と業種別寄与度(前年比)



(図表3) 消費者物価指数(除く生鮮食品)の費目別寄与度(前年比)



わが国の主要景気指標

2010/3/1

	2008	2009		2009			2010
		7 9	10 12	10	11	12	
		< 7.4> (12.7)	< 4.5> (5.4)	< 0.5> (15.1)	< 2.2> (4.2)	< 1.9> (5.1)	< 2.5> (18.2)
		< 8.4> (12.6)	< 5.2> (4.1)	< 1.3> (13.0)	< 0.9> (3.1)	< 1.0> (5.2)	< 2.4> (19.3)
()		< 0.6> (5.2)	< 1.2> (14.7)	< 1.5> (14.4)	< 0.4> (14.4)	< 0.1> (14.7)	< 1.0> (12.6)
		< 12.4> (21.2)	< 7.0> (8.8)	< 0.3> (3.1)	< 3.4> (9.2)	< 4.8> (18.4)	< 1.0> (27.6)
(2005 =100)		78.8 (14.9)	82.6 (5.4)	80.5 (16.5)	83.1 (4.1)	84.3 (7.4)	
		< 0.5> (2.8)	< 0.2> (3.6)	< 0.4> (4.7)	< 0.1> (3.1)	< 0.9> (2.8)	
()		< 1.1> (4.7)	< 1.0> (3.8)	< 1.2> (6.4)	< 0.2> (3.3)	< 0.3> (1.6)	
()		< 0.9> (14.1)	< 0.5> (27.3)	< 4.5> (21.0)	< 11.3> (20.5)	< 20.1> (1.5)	
()		(19.0) (0.1)	(27.2) (11.2)	(20.4) (6.3)	(32.7) (8.3)	(25.5) (0.0)	(4.8) (10.3)
()		103.9 (0.3)	71.3 (35.8)	79.1 (20.9)	76.3 (27.1)	79.2 (19.1)	81.9 (15.7)
()		(1.6)	(2.0)	(0.3)	(1.3)	(0.0)	(0.3)
()		(2.8)	(0.6)	(2.0)	(1.6)	(2.2)	(2.1)
()		(0.7)	(2.5)	(2.0)	(2.3)	(2.1)	(1.7)
()		(2.0)	(0.1)	(0.2)	(0.6)	(0.1)	(0.1)
		(6.8) (1.7)	(9.7) (3.6)	(8.8) (6.0)	(10.5) (5.2)	(11.8) (8.0)	(5.7) (4.9)
		(11.0)	(1.4)	(19.3)	(7.8)	(24.7)	(27.3)
		4.14 0.77	5.49 0.42	5.15 0.45	5.10 0.44	5.19 0.45	5.14 0.46
(5)		(1.1)	(3.6)	(4.1)	(1.9)	(2.4)	(5.9)
()		(7.0)	(14.9)	(7.7)	(11.2)	(8.5)	(3.2)
()		(1.2)	(0.1)	(0.2)	(0.1)	(0.2)	(0.2)
		16.146 1.780	3.782 252	3.529 539	1.261 168	1.132 145	1.136 226
2 ()		(2.1)	(2.8)	(3.3)	(3.4)	(3.3)	(3.1)
()		(0.9)	(0.3)	(1.1)	(1.1)	(1.2)	(1.0)
		12.34 12.21	4.09 0.11	3.40 1.64	1.40 0.42	1.10 0.48	0.90 0.74
		0.73 10.88	1.08 1.22	1.72 2.35	0.81 0.88	0.37 0.60	0.54 0.87
		71.14 (16.4)	14.46 (34.4)	15.71 (8.0)	5.31 (23.2)	4.99 (6.3)	5.41 (12.0)
		(14.3) (3.3)	(24.9) (12.6)	(1.2) (6.4)	(13.0) (11.8)	(1.5) (4.8)	(14.7) (2.3)
		71.87 (4.1)	13.38 (39.7)	13.99 (20.9)	4.50 (35.6)	4.62 (16.7)	4.87 (5.5)
		(5.7) (0.5)	(12.6) (31.0)	(5.0) (16.5)	(11.7) (27.0)	(2.1) (15.0)	(0.8) (4.8)
		17.43 0.49	2.81 0.36	1.81 2.32	0.06 0.73	1.18 1.03	0.58 0.56
(2005 =100)		< 0.4> (0.1)	< 0.3> (3.4)	< 0.0> (2.3)	< 0.2> (2.2)	< 0.0> (1.5)	< 0.4> (1.0)

2007		2.3	0.2	8.0
2008		3.2	7.4	1.1
2009/1 3	3.2	1.8	11.6	23.1
4 6	1.3	5.4	11.0	29.0
7 9	0.0	8.3	14.6	33.1
10 12	0.8	5.3	3.8	11.5
2009/1	1.5	0.9	13.7	24.9
2	0.5	2.0	13.7	24.7
3	0.2	2.6	7.5	19.8
4	0.7	4.1	8.3	24.6
5	0.4	5.6	11.4	29.4
6	0.4	6.8	13.0	32.5
7	0.4	8.5	15.5	33.4
8	0.0	8.5	14.4	34.5
9	0.1	7.9	13.7	31.1
10	0.8	6.8	7.7	23.1
11	0.0	5.0	3.5	11.6
12	0.0	3.9	0.1	3.6
2010/1	0.3	2.1	2.7	10.4

2007		0.4	0.3
2008		1.1	1.2
2009/1 3	1.3	0.1	1.2
4 6	0.0	1.0	0.0
7 9	0.3	2.2	0.4
10 12	0.5	2.1	0.2
2009/1	0.6	0.0	0.6
2	0.3	0.1	0.1
3	0.3	0.3	0.3
4	0.1	0.1	0.0
5	0.2	1.1	0.2
6	0.2	1.8	0.2
7	0.3	2.2	0.2
8	0.3	2.2	0.0
9	0.0	2.2	0.1
10	0.4	2.5	0.1
11	0.2	1.9	0.2
12	0.2	1.7	0.1
2010/1	0.2	1.3	0.6

2009/12	0.1	2.2	0.2	1.9
2010/1	0.5	2.1	0.8	2.0
2	0.0	1.8	0.1	1.8

2008/12	78.9	90.6	92.3
2009/1	76.4	88.0	91.0
2	74.5	85.2	89.6
3	75.8	84.8	87.8
4	76.9	86.2	86.2
5	78.0	87.4	84.1
6	81.0	88.6	84.1
7	82.8	90.0	82.5
8	84.1	91.6	83.2
9	87.6	93.2	83.1
10	89.5	94.3	83.7
11	91.0	96.0	83.0
12	94.3	97.4	83.7

	2008	2008				2009	
		7 9	10 12	1 3	4 6	7 9	10 12
		3	24	58	48	33	24
		1	9	31	29	24	22
		17	29	57	57	52	40
		24	29	42	44	39	35
		(4.6)	(0.2)	(11.6)	(20.4)	(17.0)	(15.7)
		(33.7)	(22.4)	(64.1)	(69.0)	(53.0)	(32.4)
		2.4	2.7	1.5	1.4	2.4	2.2
(2000)		< 1.1> (3.7)	< 3.0> (1.4)	< 3.2> (4.1)	< 1.3> (8.8)	< 0.0> (5.7)	< 1.1> (0.4)
		< 1.6> (4.2)	< 1.6> (2.6)	< 3.4> (3.8)	< 0.1> (8.6)	< 0.5> (6.2)	< 0.2> (3.3)

() < >
() ()

(