

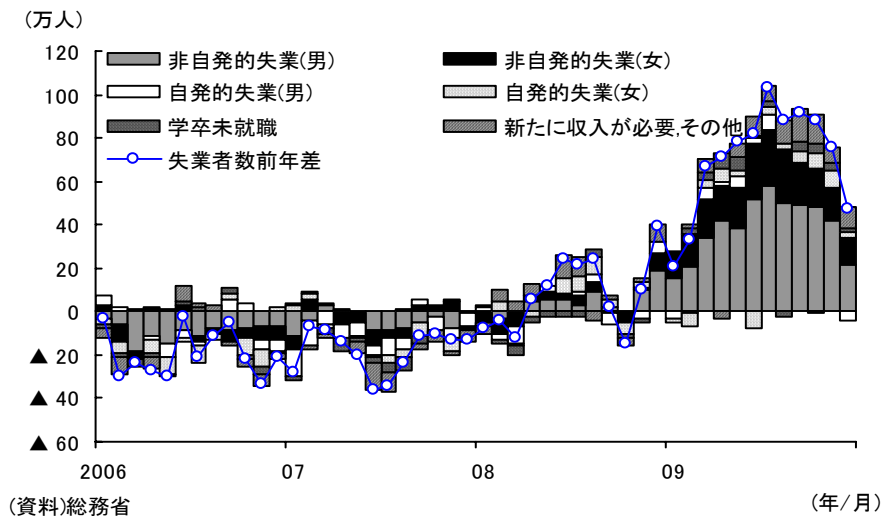
<p>12 1/27</p>	<p>+5 453 +12 1% 5 5%</p>	<p>12 11 2008 9 (+31.2% EU +4 7% 2 (+1.4% 16 0% 2008 7 (7.6% 7.9% (+76 5% (+36 2% (+0 5% 2008 9 (5 5% 16 8%</p>
<p>12 1/28</p>	<p>0 3% 4 6%</p>	<p>12 0 3% (1 1% (+14 3% (+1 7% (+3 4% (+9 0% (4 5% (4 2%</p>
<p>12 1/29 1 2</p>	<p>+2 2% +1 1% ± 0 0% 4 7% +1 3% +0 3%</p>	<p>12 10 (+6 5% (+6 1% (+7 7% (3 9% 1 2</p>
<p>12 1/29 1</p>	<p>1 7% 1 3% 2 1% 2 0%</p>	<p>12 (1 3% 1 7% (4 9% 6 9% (+0 5% 1 6% 1 (2 0% 1 9% (9 8% 7 1% 2 0% 1 7% (4 0% 3 5%</p>

12	1/29	5.1% 0.1% 317 +47	12 2 317 +27 14 104 23 12 0.46 53.9 +0.01 +1.5%	5.1% +47 (75) (14) 0.46 4 0.2% 5 2.1% 4 +1.5% 4
12	1/29	+2.1%	12 13 2	5 (+3.4%) 2 (+4.8%) 6 (8.7%) (12.1%) 2
12 () 12	1/29	15.7% +3.0% 22.7% 27.4% 2.1% 47.0% 81.9 41.3%	12 12 35.7% 33.3%	13 (+3.0%) 2 (22.7%) (27.4%) (2.1%) (47.0%) 10 (((71.7%) (42.5%)

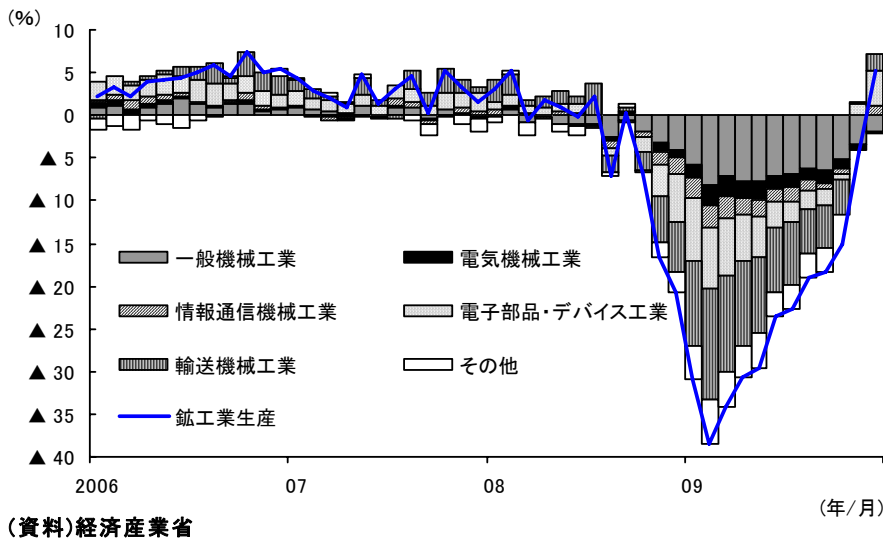
2010	3
2010	

2/1	1	
2/2	12	
2/5	12	

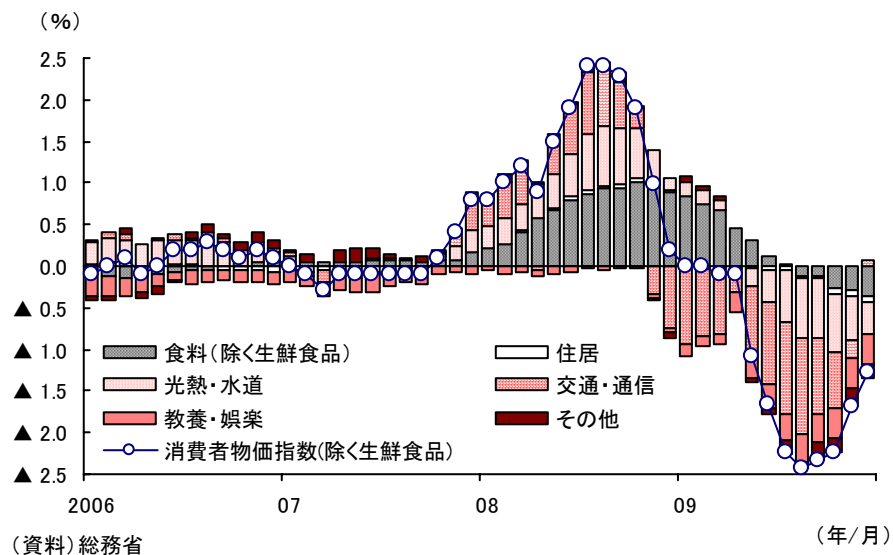
(図表 1) 男女別理由別完全失業者数(前年差)



(図表 2) 鉱工業生産と業種別寄与度(前年比)



(図表 3) 消費者物価指数(除く生鮮食品)の費目別寄与度(前年比)



わが国の主要景気指標

2010/2/1

	2008	2009		2009			
		7 9	10 12	9	10	11	12
		< 7.4> (12.7)	< 4.6> (5.4)	< 2.1> (18.4)	< 0.5> (15.1)	< 2.2> (4.2)	< 2.2> (5.3)
		< 8.4> (12.6)	< 5.3> (4.1)	< 4.2> (16.8)	< 1.3> (13.0)	< 0.9> (3.1)	< 1.1> (5.4)
()		< 0.6> (5.2)	< 1.1> (14.6)	< 0.4> (12.1)	< 1.5> (14.4)	< 0.4> (14.4)	< 0.0> (14.6)
		< 12.4> (21.2)	< 6.9> (8.7)	< 5.0> (6.9)	< 0.3> (3.1)	< 3.4> (9.2)	< 4.7> (18.3)
(2005 =100)		78.8 (14.9)		80.3 (20.0)	80.5 (16.5)	83.1 (4.1)	
		< 0.5> (2.8)		< 0.5> (5.1)	< 0.4> (4.7)	< 0.2> (3.2)	
		< 1.1> (4.7)		< 0.7> (7.4)	< 1.1> (6.5)	< 0.1> (3.5)	
()		< 0.9> (14.1)		< 10.5> (22.0)	< 4.5> (21.0)	< 11.3> (20.5)	
()		(19.0) (0.1)	(27.2) (11.2)	(20.4) (6.3)	(14.1) (22.1)	(32.7) (8.3)	(25.5) (0.0)
()		103.9 (0.3)	71.3 (35.8)	79.1 (20.9)	71.1 (37.0)	76.3 (27.1)	79.2 (19.1)
()		(1.6)	(2.0)	(0.3)	(1.5)	(1.3)	(0.0)
()		(2.8)	(0.6)	(2.0)	(1.0)	(1.6)	(2.2)
()		(0.7)	(2.5)	(2.0)	(1.9)	(2.3)	(2.1)
()		(2.0)	(0.1)	(0.2)	(0.6)	(0.6)	(0.1)
		(6.8) (1.7)	(9.7) (3.6)	(8.8) (6.0)	(7.8) (2.4)	(10.5) (5.2)	(11.8) (8.0)
		(11.0)	(1.4)	(19.3)	(4.2)	(7.8)	(24.7)
		4.14 0.77	5.49 0.42	5.15 0.45	5.32 0.43	5.10 0.44	5.19 0.45
(5)		(1.1)	(3.6)		(1.8)	(1.9)	(2.8)
()		(7.0)	(14.9)		(14.1)	(11.2)	(9.5)
()		(1.2)	(0.1)		(0.1)	(0.1)	(0.2)
		16,146 1,780	3,782 252	3,529 539	1,155 253	1,261 168	1,132 145
2 ()		(2.1)	(2.8)	(3.3)	(3.0)	(3.4)	(3.3)
()		(0.9)	(0.3)	(1.1)	(0.6)	(1.1)	(1.2)
		12.34 12.21	4.00 0.19		1.57 0.00	1.40 0.42	1.10 0.48
		0.73 10.88	1.08 1.22	1.72 2.35	0.53 0.43	0.81 0.88	0.37 0.60
		71.14 (16.4)	14.46 (34.4)	15.71 (7.9)	5.11 (30.6)	5.31 (23.2)	4.99 (6.3)
		(14.3) (3.3)	(24.9) (12.6)	(1.2) (6.4)	(21.8) (11.8)	(13.0) (11.8)	(1.5) (4.8)
		71.87 (4.1)	13.38 (39.7)	13.99 (20.9)	4.58 (36.9)	4.50 (35.6)	4.62 (16.8)
		(5.7) (0.5)	(12.6) (31.0)	(5.0) (16.5)	(10.2) (29.8)	(11.7) (27.0)	(2.0) (15.0)
		17.43 0.49	4.55 1.38		2.27 0.70	0.06 0.73	1.18 1.03
(2005 =100)		< 0.4> (0.1)	< 0.3> (3.4)	< 0.2> (2.0)	< 0.0> (3.2)	< 0.2> (2.3)	< 0.0> (1.5)

2007		2.3	0.2	8.0
2008		3.2	7.4	1.1
2009/1 3	3.2	1.8	11.6	23.1
4 6	1.3	5.4	11.0	29.0
7 9	0.0	8.3	14.6	33.1
10 12	0.8	5.3	3.8	11.5
2008/12	1.1	0.9	15.1	22.9
2009/1	1.5	0.9	13.7	24.9
2	0.5	1.9	13.7	24.7
3	0.3	2.6	7.5	19.8
4	0.6	4.1	8.3	24.6
5	0.5	5.6	11.4	29.4
6	0.3	6.7	13.0	32.5
7	0.4	8.5	15.5	33.4
8	0.0	8.5	14.4	34.5
9	0.0	8.0	13.7	31.1
10	0.8	6.8	7.7	23.1
11	0.0	5.0	3.5	11.6
12	0.1	3.9	0.1	3.6

2007		0.4	0.3
2008		1.1	1.2
2009/1 3	1.3	0.1	1.2
4 6	0.0	1.0	0.0
7 9	0.3	2.2	0.5
10 12	0.5	2.1	0.1
2008/12	0.4	0.4	0.5
2009/1	0.6	0.0	0.6
2	0.3	0.1	0.1
3	0.3	0.3	0.3
4	0.1	0.1	0.0
5	0.2	1.1	0.2
6	0.2	1.8	0.2
7	0.3	2.2	0.2
8	0.3	2.2	0.0
9	0.0	2.2	0.1
10	0.4	2.5	0.1
11	0.2	1.9	0.2
12	0.2	1.7	0.1

2009/11	0.2	2.2	0.1	1.9
12	0.1	2.2	0.2	1.9
2010/1	0.5	2.1	0.8	2.0

2008/11	81.1	93.2	95.0
12	78.7	90.6	92.3
2009/1	76.2	88.0	91.0
2	74.1	85.2	89.6
3	75.5	84.8	87.8
4	76.6	86.2	86.2
5	77.7	87.4	84.1
6	80.9	88.6	84.1
7	82.9	90.0	82.5
8	84.0	91.6	83.2
9	87.5	93.2	83.2
10	89.4	94.3	83.7
11	90.7	96.0	82.9

	2008	2008				2009	
		7 9	10 12	1 3	4 6	7 9	10 12
		3	24	58	48	33	24
		1	9	31	29	24	22
		17	29	57	57	52	40
		24	29	42	44	39	35
		(4.6)	(0.2)	(11.6)	(20.4)	(17.0)	(15.7)
		(33.7)	(22.4)	(64.1)	(69.0)	(53.0)	(32.4)
		2.4	2.7	1.5	1.4	2.4	2.2
(2000)		< 1.0> (3.7)	< 2.7> (1.4)	< 3.1> (4.1)	< 0.7> (8.9)	< 0.3> (5.8)	< 0.3> (5.1)
		< 2.2> (4.2)	< 0.8> (2.6)	< 3.0> (3.8)	< 0.7> (8.6)	< 0.9> (6.3)	< 0.9> (5.6)

() < >
() ()

(